



PREMIUM TOWER 6K

PREMIUM TOWER

6K

THE MOST ADVANCED
VISUALIZATION SYSTEM

6K

VISION




endoVIMS









PREMIUM TOWER

6K

THE FUTUR OF VIDEO IMAGING
FOR AN OPTIMIZED SURGERY



 Image Performance	 All-in-one Processor	
Image quality 6K UHD	Lightsource, video, video sourcing	1 on/off button
 Broadcast	 Visiobroadcast	 Touchless interface
Option: Recording of surgeries	Option: Bilateral sound	Option: Yes
 Monobloc cameras with single-use cover		
Reducing condensation	No sterilization	Reducing contamination risk

HIGH IMAGE QUALITY 6K

- 6K UHD
- 32" LCD monitor

ALL-IN-ONE PROCESSOR

- Mono-led video light source (50 000h)
- Recording picture & video on a Flashdrive 3.0
- Multi-display: until 3 displays at the same time
- Up to 3 videos outputs (Display Port)
- Automatic settings & configuration of white-balance

BROADCAST & VISIOBROADCAST

- Recording of surgeries on a dedicated server
- Retransmission of surgeries on a webpage for the surgeon
- Broadcast of live video & audio (bilateral sound)

RELATED CAMERAS

- 1. Monobloc cameras** Associated with a sterile single-use sheath.
 - Directional system with a rotation angle of 170° to -170° for 30° cameras
 - Ergonomic handle with Photos/videos & light modes buttons
 - A single cable for video & light sources

- **EndoVims 10mm - 0° & 30°** : cameras for endoscopy
- **EndoVims 5mm - 0° & 30°** : cameras for endoscopy
- **OpenVcam** on articulated arm : environment camera to film open surgeries

- 2. Proximal camera**

- **EndoVcam**
- Compatible with all rigid scopes under Ø5mm

ENDOVCOVER SINGLE-USE STERILE COVER

- Very resistant, hermetic
- Ultra-fast fitting (50s)
- Reducing condensation & contamination risks
- Maintain high quality images
- Sterilization free for light cable and scope



PREMIUM TOWER

6K

endoVIMS

DESCRIPTION

REFERENCE

PREMIUM CONFIGURATION

Video light processor	VLS800
32" LCD monitor	PVM595
Rigid protection for 32" monitor	PVM02
Medical Vcart	CTH05

CAMERAS

EndoVims Ø10 mm - 0°	VSX6000
EndoVims Ø10 mm - 30°	VSX6030
EndoVims Ø5 mm - 0°	VSX6500
EndoVims Ø5 mm - 30°	VSX6530
EndoVcam - Proximal camera	VSX7000PR
OpenVcam with articulated arm	VSX7000S

STERILE SINGLE-USE COVER

EndoVcover for VSX6000	LW10000-UHD
EndoVcover for VSX6030	LW10030-UHD
EndoVcover for VSX6500	LW5000-UHD
EndoVcover for VSX6530	LW5030-UHD
EndoVcover for VSX7000S	LW10030-S-UHD

OPTIONS

Vcart option with articulated arm	OPN01
Vcart option for dual monitor 32"	DH32
Broadcast with Touchless interface	BR01
Broadcast	BR02
Vcart for additional monitor	CTH05-32

ACCESSORIES

Proximal camera straight light cable	CLX9000-2
Proximal camera angled light cable	CLX9000N-2
EndoVpump 30L Insufflator	10001010
EndoVpump 45L Insufflator	10001013
Gas bottle holder	GBH01
USB Keyboard*	04-20-021
USB key	99-20-011

SCOPES

Available on demand

*keyboards available for english, spanish, german, czech or slovakian languages, corresponding references available on demand



Articulated Arm



Dual Monitor



Additional Monitor

VIMS

10 AVENUE DE FONTRÉAL - EUROCENTRE
31620 VILLENEUVE LES BOULOC - FRANCE
TÉL. +33 5 34 45 09 09 - FAX. +33 5 61 22 85 84
VIMS-SYSTEM.COM

Premium Tower 6K Endo - Brochure EN - Ed5 - 12/2023
Manufacturer : VIMS - Camera EndoVims & associated EndoVcover CE0459 Class IIa
Manufacturer : VIMS - Processor/EndoVcam/OpenVcam/Monitor/Vcart CE Class I
Manufacturer : GULF FIBEROPTICS - Light cable CE Class I
Manufacturer : SOPRO - EndoVpump Insufflator CE0459 Class IIa
It is highly recommended to read the labels and the IFU.

Copyright © 2023 VIMS SA.
Vims devices are protected by international patents.