



TRANSOSSEOUS SYSTEM DEDICATED TO
THE REPAIR OF THE ROTATOR CUFF

TRANSOSSEOUS SYSTEM

ARTHROVSHARC[®]



TRANSOSSEOUS SYSTEM

Rotator cuff repair

ARTHROSHARC system is dedicated to the repair of the rotator cuff, uses the technique of transosseous tunnels, which can be performed for arthroscopy or mini-open surgeries. It creates a contact between the bone surface and the tendon whose biomechanical efficiency is superior to other commonly used fixation systems and ensures the anatomical restoration of the cuff on the greater tuberosity.


ARTHROSHARC system is composed of **KIT ELITE-SPK** (implant and sutures), **TAYLOR-STITCHER** instrumentation and **STN NEEDLE**.



ADVANTAGES

- Fast and reproducible technique :
- A single entry point for several tunnels
- For arthroscopy or mini-open approaches
- Innovative and safe PEEK anchoring platform
- Many combinations to adapt to the different configurations of the rotative cuff tears





TAYLOR-STITCHER INSTRUMENTATION*

TAYLOR STITCHER allows a precise and reproducible transosseous tunneling. It is suitable for arthroscopy and mini-open approaches and allows the realization of one or more tunnels of 1,9 mm diameter from the same entry point.



STN NEEDLE*

STN (Superelastic Transosseous Needle) is a disposable component to use only in combination with the surgical instrument **TAYLOR-STITCHER**. STN needle, thanks to its super elasticity, is able to recover its original shape creating transosseous curved tunnels that may have in common the same entry hole.

KIT ELITE-SPK

It combines a PEEK finned implant and 3 very high strength UHMWPE sutures.



IMPLANT*

ELITE-SPK PEEK implant is an suture platform. Moreover, due to the special shape of the Elite-SPK it is possible to use up to 4 sutures on the same device, which is useful in order to equally distribute the strength on the injured tendons.

Its fins provide a very effective bone fixation that coupled to the transosseous approach allows implantation in even fragile bone tissue and eliminates the phenomenon of migration and pull out. It also allows a large decortication of the footprint while providing maximum anchorage in the humerus.



SUTURES*


3 USP2 UHMWPE sutures of very high strength and length of 90 cm are included in the kit.

These sutures are available in three different colors: white/blue - white/green - white/black


Additional unitary sutures are available if necessary



White / Black



White / Blue



White / Green

STERILIZATION & STORAGE

Products must be stored in its original unopened packaging, in a clean and dry place, at ambient temperature.

Single use. Do not re-sterilize.

Designation	Material	Sterilization
ELITE -SPK	PEEK	Gamma radiation
SUTURES	UHMWPE	Ethylene oxide
STN needle	AISI 303, AISI 316, PE, NiTi	Gamma radiation

PRODUCTS & INSTRUMENTATION

For any further information, please refer to the IFU.

References	Description	Content	Sterility
A000115_F	ELITE-SPK – KIT	1 implant + 3 sutures	sterile - single use
	STN Super Elastic Transosseous Needle	1 needle	sterile - single use
P005-AS034	TAYLOR STITCHER	1 complete instrumentation	non sterile

BIBLIOGRAPHY

P. Baudi, E. Rasia Dani, G. Campochiaro, M. Rebuzzi, F.Serafini, F. Catani. The rotator cuff tear repair with a new arthroscopic transosseous system: the Sharc-FT. *Musculoskelet Surg* (2013) 97 (Suppl 1): 57-61 DOI 10.1007/s12306-013-0254-3

M. Mantovani, A. Pelligrini, P. Garofalo, P. Baudi. A 3D finite element model for geometrical and mechanical comparison of different supraspinatus repair techniques. *Journal of Shoulder and Elbow Surgery* (2015) 1.7

A. Pellegrini, E. Lunini, M. Rebuzzi, M. Verdano, P. Baudi, F. Ceccarelli. Arthroscopic rotator Cuff tear transosseous repair system: the Sharc-FT using Taylor Stitcher. *Arthroscopy Techniques*. Under press.

M.Mantovani, P. Baudi, P. Paladini, M.A. Verdano, G. Porcellini, F. Catani. gap formation in a transosseous rotator cuff repair as a function of bone quality. *Clinical Biomechanics* (2015) JCLB-03749.

0459
SUTURES HS FIBER (CLASS III)

0476
ELITE-SPK (CLASS IIb) / STN (CLASS IIa)

TAYLOR STITCHER (CLASS I NON STERILE)

*Data provided by the manufacturer

Document design date : February 2020 - Range : Transosseous system - Manufacturer: NCS LAB - Brand Name: ELITE-SPK, STN, TAYLOR-STITCHER - Medical Device Class : ELITE-SPK: IIb - STN: IIa - CE Mark N°: 0476 - TAYLOR-STITCHER: I non stérile - Manufacturer: RIVERPOINT - Brand Name : HS FIBER - Medical Device Class: III - CE Mark N°: 0459 - User : Health professional - Indications: Rotator cuff repair - Recommendations for use: it is highly recommended to read the labels and the IFU.



VIMS SA
10 AVENUE DE FONTRÉAL - EUROCENTRE
31620 VILLENEUVE LES BOULOC - FRANCE
TÉL. +33 5 34 45 09 09 - FAX. +33 5 61 22 85 84

VIMS-SYSTEM.COM