

ARTHRO**VIMS**®

MENISCAL REPAIR SYSTEM

MENISCAL REPAIR SYSTEM



MENISCAL REPAIR SYSTEM

VIMS markets its ergonomic meniscal sutures for a quick and reproducible meniscus repair.

ArthroVims Meniscal Repair system is an arthroscopic all-inside meniscal repair device. It consists of two non-absorbable peek anchors, combined with non-absorbable UHMWPE #2-0 sutures preloaded into the insertion system. High resistance to tearing.

Material

Implant

2 PEEK implants (Polyether ether Ketone)

Suture

#2-0, braided, ultra-high molecular weight polyethylene (UHMWPE)

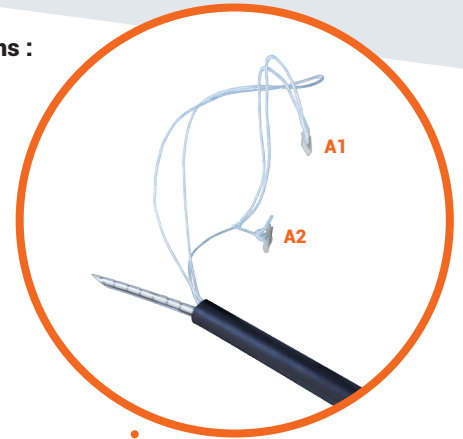
Associated Reusable Instrumentation

Arthroscopy Probe hook, knot pusher/suture cutter, slotted cannula, meniscal Rasps 45° and 90°

Anchor Dimensions :

A1 : 1x5mm

A2 : 1,3x5mm



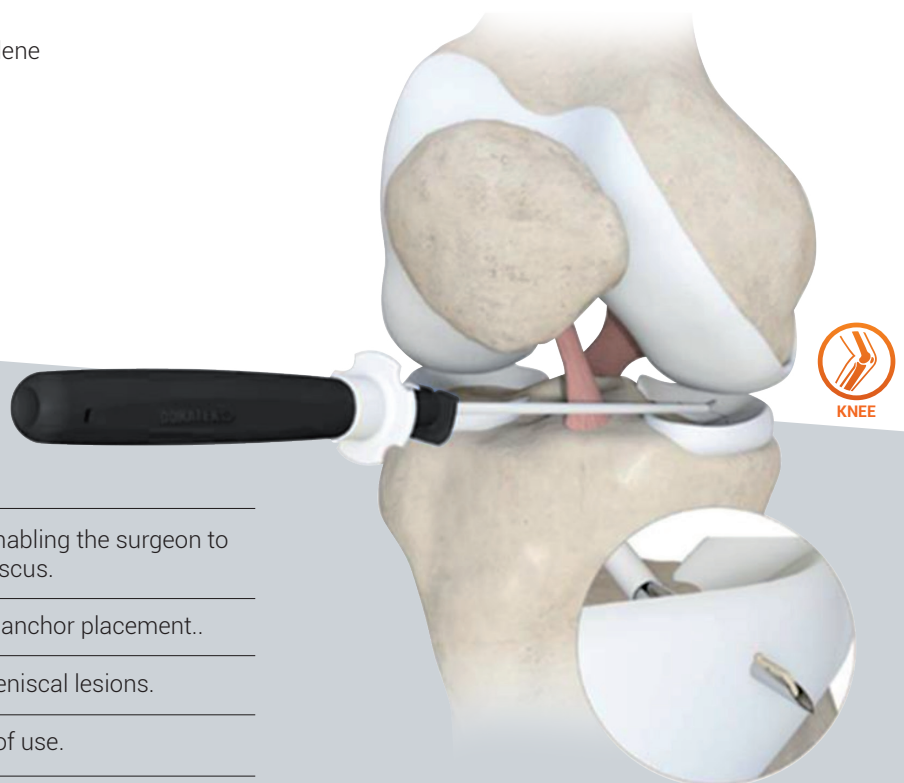
NEEDLE
1,4
mm

Downward Orientation :

Reduces the incision of the meniscal tissue at the insertion / reduces the incision of the meniscus tissue at insertion.

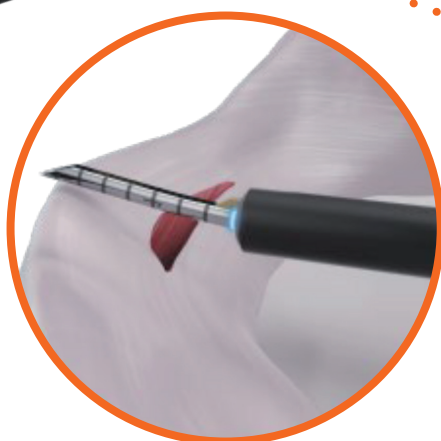
ADVANTAGES

- ✓ The needles are available in various angles, enabling the surgeon to avoid neurovascular structures near the meniscus.
- ✓ Audible and visual confirmation helps control anchor placement..
- ✓ The device is suitable for different types of meniscal lesions.
- ✓ Ergonomic deployment mechanism for ease of use.
- ✓ Instruments available include a probing hook, knot pusher/ suture cutter, and insertion cannula.



360° Deployment System
Ergonomic handle allowing for
single-handed use.

Various Angulations
to accommodate different
approaches: 20° up, 20° down, and
straight.



Needle with **depth
marking**



Adjustable depth gauge
ranging from 12 to 18mm

SURGICAL TECHNIQUE



Measure the depth and
adjust the limiter



Deploy the first implant



Deploy the second implant



Push the trigger on the knot pusher/
suture cutter and cut the suture

STORAGE

Store at room temperature, away from moisture and direct heat. Check the integrity of the packaging before use, do not use if in doubt. Do not use after the expiration date..

PRODUCTS & INSTRUMENTATIONS

ArthroVims Meniscal Suture is double-bagged and sterilized with ethylene oxide. Single use. DO NOT RE-STERILIZE.
ArthroVims Meniscal Repair System must be used with the specific instrumentation provided by VIMS.

Designation	Reference
ArthroVims Meniscal repair system	
Meniscal Repair up-curved 20°	F08000005V
Meniscal Repair straight	F08000003V
Meniscal Repair down-curved 20°	F08000007V
Instrumentation	
Slotted cannula	F14100001V
Arthroscopy hook probe	F14100002V
Knot pusher and suture cutter	F14100038V
Instrument box	F14002020 V
Meniscal rasp 45°	F14100003V
Meniscal rasp 90°	F14100004V

Instrumentation



CE 0197
CLASS IIb

CE
CLASS I

Document design Date: August 2023 - Range: Meniscal Suture
Manufacturer: Star Sport Medicine – Brand Name: ARTHROVIMS Meniscal
Sutures – Medical Device Class: IIb - CE Mark N°: 0197 - User: Healthcare
Professional - Indications: Meniscal repair – Recommendations for use: it is
highly recommended to read the labels and the IFU.
BR_SUTUREMENISCALE_EN_V01



VIMS SA
10 AVENUE DE FONTRÉAL - EUROCENTRE
31620 VILLENEUVE LES BOULOC - FRANCE
TÉL. +33 5 34 45 09 09 - FAX. +33 5 61 22 85 84

VIMS-SYSTEM.COM

A  ZIMMER BIOMET company